






Preparing for your reconnection*

The following checklist outlines all the information we require to process your application.

*Applies where your property has been de-energised for more than 2 years.

REQUIRED INFORMATION

1 Completing the Application 		2 Acceptance of Offer 		3 Energisation Pre-Conditions 	
<p>You will need to provide us with a minimum of one of these - co-ordinates, MPRN or Eircode</p>		<p>Full payment of the cost of connection</p> <p>Once you receive the quotation there are a number of ways to pay e.g. online, phone 1800 372 757, EFT, cheque.</p> <p>See Payment Options.</p>	<p><input type="checkbox"/></p>	<p>Specified Ducts</p> <p>Where ducting is required you must confirm that the service duct, meter cabinet and earth trench have been installed in accordance with ESB specification and are now ready. You can also update us on your tracking page if you register for online.</p>	<p><input type="checkbox"/></p>
<p>Accurate X/Y ITM or GPS co-ordinates</p> <p>ITM co-ordinates are usually found on your Ordnance Survey Location Map in the top right corner.</p> <p>GPS co-ordinates provide your location in latitude and longitude and appear as two numerical values, such as (51.877520, -8.507442).</p>	<p><input type="checkbox"/></p>				
<p>OR</p> <p>The Meter Point Reference Number (MPRN) of the property</p> <p>You will find this number on any old electricity bill. Alternatively you could take the number of the Meter and contact us on 1800 372 757 and we will locate it.</p>	<p><input type="checkbox"/></p>				
<p>OR</p> <p>The Eircode of the property for connection</p> <p>Locate the Eircode on the Eircode Finder website.</p>	<p><input type="checkbox"/></p>				
<p>Load & Connection Capacity details</p> <p>You can download the form and ask your Electrical Contractor to complete it. You may upload a completed form, or fill in the details manually.</p>	<p>Connection Agreement</p> <p>Sign and return the Connection Agreement.</p>	<p><input type="checkbox"/></p>	<p>Electrical Completion Certificate</p> <p>Your own Electrical Contractor must send a Wiring Certificate to their Regulatory Body when the wiring has been completed.</p> <p>This will then be sent to us electronically.</p>	<p><input type="checkbox"/></p>	
<p>Application form</p> <p>Completed Application Form.</p>	<p>Registration with a Licensed Supplier</p> <p>You will need to register with an Electricity Supplier of your choice. A list of Suppliers is available on the CRU Website.</p>	<p><input type="checkbox"/></p>	<p><input type="checkbox"/></p>		