






## Preparing for your new connection

The following checklist outlines all the information we require to process your application.

### REQUIRED INFORMATION

1 Completing the Application 		2 Acceptance of Offer 		3 Energisation Pre-Conditions 	
<b>A digital copy of your Site Plan</b>	<p><b>Site Plan with the building clearly marked in red.</b> <input type="checkbox"/></p> <p>Site Plan specifications: Accepted file types: PDF, GIF, JPG, PNG or TIF. Max file size: 20 MB Scale 1:100 Rural, 1:500 Urban</p>	<b>Full payment of the cost of connection</b>	<p>Once you receive the quotation there are a number of ways to pay e.g. online, phone 1800 372 757, EFT, cheque. <input type="checkbox"/></p> <p><a href="#">See Payment Options.</a></p>	<b>Specified Ducts</b>	<p>Confirm that the service duct, meter cabinet and earth trench (where required) have been installed in accordance with ESB specification and are now ready. <input type="checkbox"/></p>
<b>A digital copy of an Ordnance Survey Map of your property</b>	<p><b>Ordnance Survey map with the location clearly marked in red.</b> <input type="checkbox"/></p> <p>OSI map specifications: Accepted file types: PDF, GIF, JPG, PNG or TIF Max file size: 20 MB Scale 1:2500-1:10560</p>	<b>Read the Terms and conditions</b>	<p>Read the Terms and conditions of the Connection Agreement / Quotation Letter. <input type="checkbox"/></p>	<b>Electrical Completion Certificate</b>	<p>Your own Electrical Contractor must send a Wiring Certificate to their Regulatory Body when the wiring has been completed. <input type="checkbox"/></p>
<b>Accurate X/Y ITM or GPS co-ordinates</b>	<p>ITM co-ordinates are usually found on your Ordnance Survey Location Map in the top right corner. <input type="checkbox"/></p> <p>GPS co-ordinates provide your location in latitude and longitude and appear as two numerical values, such as (51.877520, -8.507442).</p>	<b>Connection Agreement</b>	<p>Sign and return the Connection Agreement. <input type="checkbox"/></p>	<b>Registration with a Licensed Supplier</b>	<p>A list of Suppliers is available on the <a href="#">CRU Website</a>. <input type="checkbox"/></p>
<b>Load &amp; Connection Capacity details</b>	<p>You can <a href="#">download the form</a> and ask your Electrical Contractor to complete it. You may upload a completed form, or fill in the details manually. <input type="checkbox"/></p>				
<b>Application form</b>	<p>Completed Application Form. <input type="checkbox"/></p>				